

# CERTIFIKÁT EÚ SKÚSKY TYPU

## EU – type examination certificate

Číslo dokumentu: **SK 16-MI001-SMU044** **Revízia 3**  
*Document number:* **SK 16-MI001-SMU044** **Revision 3**  
*Document number:* **SK 16-MI001-SMU044** **Revision 3**  
*Revision 3 replaces the certificate issued by April 29, 2022*

V súlade s: prílohou č. 2, Modul B nariadenia vlády Slovenskej republiky č. 145/2016 Z. z. o sprístupňovaní meradiel na trhu v znení nariadenia vlády SR č. 328/2019 Z. z., ktorým sa preberá smernica Európskeho parlamentu a Rady 2014/32/EU o harmonizácii právnych predpisov členských štátov týkajúcich sa sprístupnenia meradiel na trhu  
*In accordance with:* **prílohou č. 2, Modul B nariadenia vlády Slovenskej republiky č. 145/2016 Z. z. o sprístupňovaní meradiel na trhu v znení nariadenia vlády SR č. 328/2019 Z. z., ktorým sa preberá smernica Európskeho parlamentu a Rady 2014/32/EU o harmonizácii právnych predpisov členských štátov týkajúcich sa sprístupnenia meradiel na trhu**  
*In accordance with:* **prílohou č. 2, Modul B nariadenia vlády Slovenskej republiky č. 145/2016 Z. z. o sprístupňovaní meradiel na trhu v znení nariadenia vlády SR č. 328/2019 Z. z., ktorým sa preberá smernica Európskeho parlamentu a Rady 2014/32/EU o harmonizácii právnych predpisov členských štátov týkajúcich sa sprístupnenia meradiel na trhu**  
*Annex II, Module B to Government Ordinance of the Slovak Republic No. 145/2016 Coll. Relating to the making available on the market of measuring instruments as amended by Government Ordinance of the Slovak Republic No. 328/2019 Coll., which implemented the Directive 2014/32/EU of the European Parliament and of the Council on the harmonisation of the laws of the Member States relating to the making available on the market of measuring instruments*

Žiadateľ/Výrobca: **Apator PoWoGaz S.A.**  
*Issued to (Manufacturer):* **Apator PoWoGaz S.A.**  
*Issued to (Manufacturer):* **Jaryszki 1C, 62-023 Żerniki, Poland**

Druh meradla: **Vodomer (MI-001)**  
*Type of instrument:* **Vodomer (MI-001)**  
*Type of instrument:* **Water meter (MI-001)**

Označenie typu: **MH-01**  
*Type designation:* **MH-01**

Základné požiadavky: príloha č. 1 a príloha č. 3 Vodometry (MI-001) k nariadeniu vlády SR č. 145/2016 Z. z. v znení nariadenia vlády SR č. 328/2019 Z. z.  
*Essential requirements:* **príloha č. 1 a príloha č. 3 Vodometry (MI-001) k nariadeniu vlády SR č. 145/2016 Z. z. v znení nariadenia vlády SR č. 328/2019 Z. z.**  
*Annex No. I and Annex No. III Water meters (MI-001) to Government Ordinance of the Slovak Republic No. 145/2016 Coll. as amended by Government Ordinance of the Slovak Republic No. 328/2019 Coll.*

Platnosť do: **19. júna 2036**  
*Valid until:* **19. júna 2036**  
*Valid until:* **June 19, 2036**

Notifikovaná osoba: **Slovenský metrologický ústav 1781**  
*Notified body:* **Slovenský metrologický ústav 1781**  
*Notified body:* **Slovak Institute of Metrology 1781**

Dátum vydania: **19. júna 2026**  
*Date of issue:* **19. júna 2026**  
*Date of issue:* **June 19, 2026**

Základné charakteristiky, popis meradla a podmienky schválenia sú uvedené v prílohe, ktorá je súčasťou tohto certifikátu. Certifikát vrátane prílohy má spolu 9 strán.  
*Essential characteristics, instrument description and approval conditions are set out in the appendix hereto, which forms the part of the certificate. The certificate including the appendix contains 9 pages.*



Viliam Mazúr  
zástupca notifikovanej osoby  
representative of notified body

Poznámka: Tento certifikát EÚ skúšky typu môže byť rozmnožovaný len celý a nezmenený. Bez podpisu a odtlačku pečiatky je neplatný.  
*Note: This EU-type examination certificate shall not be reproduced except in full. Certificates without signature and stamp are not valid.*

## History of the Certificate

Issue of the Certificate	Date	Modification
SK 16-MI001-SMU043, Revision 0	June 20, 2016	Initial certificate
SK 16-MI001-SMU043, Revision 1	July 21, 2021	IP68 update
SK 16-MI001-SMU043, Revision 2	April 29 <sup>th</sup> , 2022	Company address change
SK 16-MI001-SMU043, Revision 3	June 19, 2026	The renewal of a former certificate to extend its period of validity

## 1 Instructions and standards used within assessment

### 1.1 Generally binding instructions

Meter type was examined in terms of request for given type provisions Government Ordinance of the Slovak Republic No. 145/2016 Coll. relating to the making available on the market of measuring instruments as amended by Government Ordinance of the Slovak Republic No. 328/2019 Coll., which implemented the Directive 2014/32/EU of the European Parliament and of the Council of 26 February 2014 on the harmonisation of the laws of the Member States relating to the making available on the market of measuring instruments as later amended (next Government Ordinance).

Requirements are set out in Annex No. 1 and Annex No. 3 Water Meters (MI-001) to Government Ordinance of SR No. 145/2016 Coll. as amended by Government Ordinance of the Slovak Republic No. 328/2019 Coll.

### 1.2 Technical specification used:

OIML R 49-1:2013	Water meters intended for the metering of cold potable water and hot water. Part 1: Metrological and technical requirements
OIML R 49-2:2013	Water meters intended for the metering of cold potable water and hot water. Part 2: Test methods
OIML R 49-3:2013	Water meters intended for the metering of cold potable water and hot water. Part 3: Test report format
EN ISO 4064-1:2017	Water meters for cold potable water and hot water. Part 1: Metrological and technical requirements
EN ISO 4064-2:2017	Water meters for cold potable water and hot water. Part 2: Test methods
EN ISO 4064-3:2014	Water meters for cold potable water and hot water. Part 3: Test report format
EN ISO 4064-5:2017	Water meters for cold potable water and hot water. Part 5: Installation requirements



## 2 Type marking

Woltman water meter - MH-01

Meter is made in following subgroups:

Type of meter	Temperature class	Class	Nominal Diameter
MH-01	T30, T50	M1 <sup>1)</sup> , B or O <sup>2)</sup>	DN50, DN65

## 3 Description of measuring instrument

**Meter name:** Woltman water meter

**Type marking:** MH-01


### Description of operating principle instrument design:

The industrial water meter with vertical rotor axis is intended for metering of delivered water quantity. The Woltman meter (Picture No. 1) operates on the principle of a water speed sensor by impeller wheel. The operating speed of the wheel is proportionate to the speed of overflowing water. The operating speed is proportionate to water delivered quantity. The Water meter is dedicated to measure the flow and the delivered cold-water quantity.

Water meter is:

- Woltman horizontal with vertical rotor axis, dry water meter,
- with internal float regulation,
- with removable measuring insert attached to a cover with flanged connection to the body,
- installation of water meter in the area where a vertical pipeline turns to horizontal pipeline, with the counter directed upwards.

Water meters have been fitted for mounting on pipelines in vertical pipeline with the counter directed upwards. Accidental occurrence of a reverse flow does not affect metrological characteristics provided for a normal flow.



Picture No. 1 Woltman water meter MH-01 (left) MH-08 (right)

<sup>1</sup> according to Government Ordinance of the Slovak Republic, Annex No. 1

<sup>2</sup> according to EN ISO 4064-1:2017 and OIML R 49-2:2013

### 3.1 Description of subgroups

Marking: MH X-01, MH X-01 NK, MH X-01 NKO, MH X-01 NKP, MH X-01 NO, MH X-01 NOP, MH X-01 NKOP,  
(where X is nominal diameter)  
Version with IP68 cover is marked with number 08 (example MH50-08)

DN: DN50, DN65

The Water meter can be equipped by following output impulses (which was not part of this certification):

- MH-01 - basic type with mechanical counter
- MH-01-NK - mechanical counter with contact impulse transducer
- MH-01-NKO - mechanical counter with contact and optical impulse transducer
- MH-01-NKP - advance prepared counter for contact transducer
- MH-01-NO - mechanical counter with optical impulse transducer
- MH-01-NOP –advance prepared counter to optical impulse transducer
- MH-01-NKOP - counter for contact and optical impulse transducer prepared in advance
- MH-08 - version with IP68 cover (ready for inductive radio modules)

### 3.2 Measuring insert

The measuring insert consists of the measuring mechanism, mechanism's flanged top cover and counter. The measuring insert is attached to the body by screws. The tightness of the measuring insert is secured in the body by 2 O-rings, while one O-ring secures the outside tightness (measuring insert and screws), the 2-nd O-ring secures the tightness of the insert situated in the body. The position of the regulation blade is adjustable via different positions in relation to the water flow.

### 3.3 Indicating device

The indicating device is a combined number rollers and pointers counter. It consists of 6 rollers for  $m^3$  and 3 scale indicators with pointers for the decimals of  $m^3$ . Counter capacity is  $999\,999\,m^3$  and resolution of the reading are  $0,5\,dm^3$ .

The counter can be equipped by the contact or optical impulse transducer. The mechanical counter is equipped by metal cover, the contact or optical impulse transducer can be equipped as well.

### 3.4 Principle of operation

The water flowing directly impinges the helix turbine at the axis line to make rotation. The measures water flow out from the outlet of the meter. The rotation of the helix turbine is transmitted to the mechanical counter through the worm gearing and the magnet coupling. The sealed register totalizes the rotation of the helix turbine and indicates the water volume passing through the meter.



### 3.5 Technical documentation

A number of drawings of technical documentation is listed in the following list:

Assembly	Assembly	Dial marking
2341-000000	2391-000000	5000-500000
2274-000000	2276-000000	5000-490000
2275-000000	2277-000000	5005-210000
2274-000000		5005-220000

All drawings, schemes and technical documentation used during the conformity assessment are saved in documents No. NO-276/14, NO-516/21, NO-545/22 and NO-702/26.

### 4 Basic technical characteristics

Type marking		MH-01	
Nominal diameter DN	mm	50	65
Indicating range	m <sup>3</sup>	10 <sup>6</sup>	
Resolution of the reading	m <sup>3</sup>	0,0005	
Maximum admissible pressure	-	MAP 16	
Working pressure range	bar	from 0,3 to 16	
Pressure loss	-	Δp 63	
Temperature class	-	T30, T50	
Flow profile sensitivity classes	-	U0 / D0	
Position	-	V	
Climatic environment	-	closed spaces /from 5°C to 55°C/	
Information specified by the manufacturer			
Environmental class		B or O	
Mechanical class		M1	

#### 4.1 Additional technical characteristics

IP Code	IP65, IP68
Weight	from 9,5 kg to 10,5 kg



## 5 Basic metrological characteristics

The maximum permissible error (accuracy class):

$$\pm 5 \% (Q_1 \leq Q < Q_2)$$

$$\pm 2 \% (Q_2 \leq Q \leq Q_4) \text{ for water temperature (from 0,1 to 30) } ^\circ\text{C}$$

$$\pm 3 \% (Q_2 \leq Q \leq Q_4) \text{ for water temperature greater than 30 } ^\circ\text{C}$$

Diameter	DN	mm	50	65
Minimum flowrate	$Q_1$	m <sup>3</sup> /h	0,4	0,63
Transitional flowrate	$Q_2$	m <sup>3</sup> /h	0,63	1
Permanent flowrate	$Q_3$	m <sup>3</sup> /h	25	40
Overload flowrate	$Q_4$	m <sup>3</sup> /h	31,25	50
Measuring range R	$Q_3/Q_1$	-	63	
Ratio	$Q_2/Q_1$	-	1,6	

## 6 Results of conformity assessment

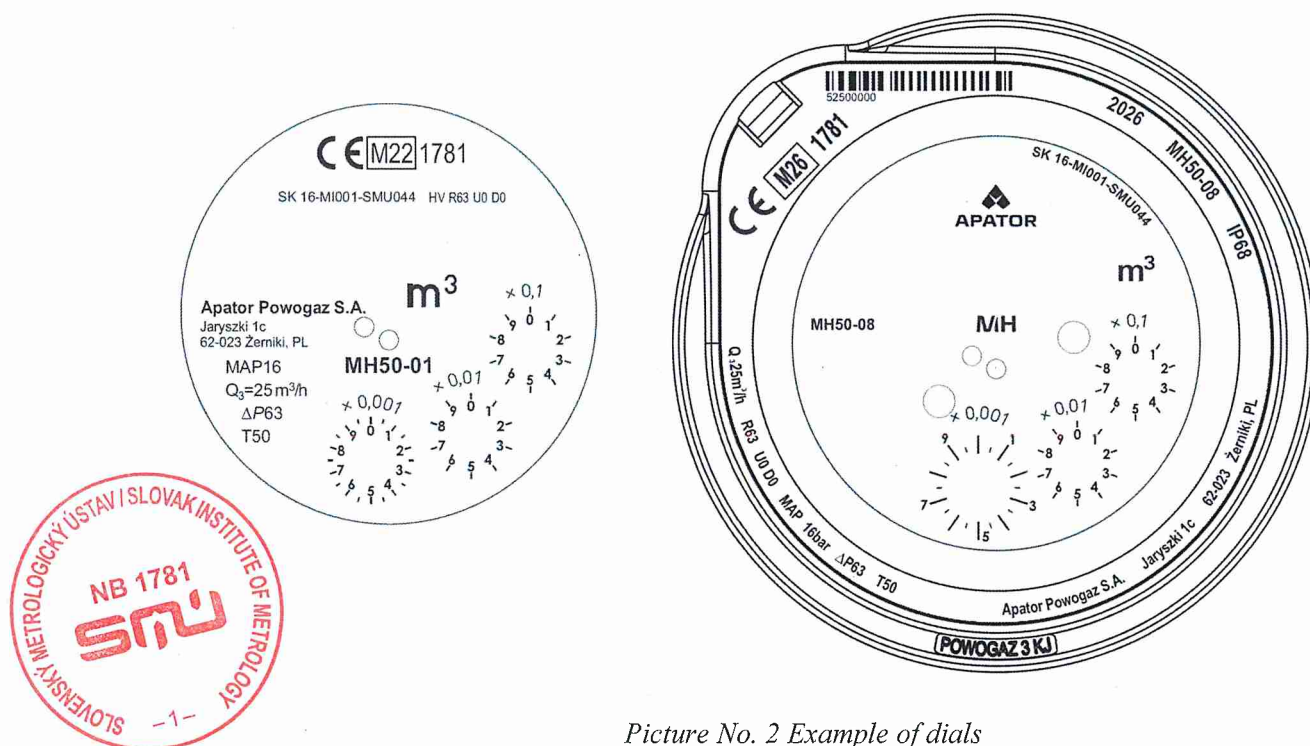
The results of tests, assessments and evaluations given in the evaluation report No. NO-702/26/B/ER dated June 17, 2026 give sufficient evidence, that the technical design of the measuring instrument – Woltman water meter type MH-01 is in compliance with the technical requirements of the Slovak Republic Governmental Ordinance No. 145/2016 Coll. relating to the making available on the market of measuring instruments as amended by Government Ordinance of the Slovak Republic No. 328/2019 Coll. Annex No. 1 and Annex No. 3 Water Meters (MI-001) and with the requirements determined in EN ISO 4064-1:2017, respectively OIML R 49-1:2013, which are relevant for this type of meter.

## 7 Data placed on the measuring instrument

On the shroud, the dial of the indicating device or on an identification plate of every water meter or in the product documentation minimum the following data should be marked:

- producer's name, registered trade name or registered trade mark
- contact postal address
- type of the Woltman water meter
- measuring unit m<sup>3</sup>
- numerical value of  $Q_3$  and ratio  $Q_3/Q_1$
- production number and the year of production
- number of EU-type examination certificate and conformity mark
- the highest admissible pressure if it differs from 1 MPa
- flow direction
- the letter V or H, if the meter can only be operated in the vertical or horizontal position
- class of pressure loss if it differs from  $\Delta p_{63}$
- class of climatic and mechanical environment
- flow profile sensitivity classes
- the temperature class where it differs from T30





Picture No. 2 Example of dials

## 8 Conditions of conformity assessment of measuring instruments produced with type approval

Woltman water meter put onto the market in line with the procedure of conformity assessment according to the Annex No. 2 (Module D or F) of the Governmental ordinance should be in compliance with the technical description by the item 3 of this annex and at test should be in compliance with the requirements determined in OIML R 49-1:2013 and EN ISO 4064-1:2017.

Metrological test is performed by testing equipment which should be in compliance with the requirements determined in EN ISO 4064-2:2017 and water at temperature  $20\text{ }^{\circ}\text{C} \pm 10\text{ }^{\circ}\text{C}$  at the following flowrates:

- Minimum flowrate  $Q_1 \leq Q \leq 1,1Q_1$
- Transitional flowrate  $Q_2 \leq Q \leq 1,1Q_2$
- Permanent flowrate  $0,9Q_3 \leq Q \leq Q_3$

A metrological test may only be performed by a producer, or a notified body respectively in line with the conformity assessment procedure according to the D or F Annexes of the Governmental ordinance respectively.

## 9 Measures asked for providing measuring instrument integrity

### 9.1 Identification


Woltman water meter should be in compliance with the description provided on item 3 of this annex and should be in compliance with the marking specified the item 7 of this annex. The number given to the EU-type examination certificate is put at each piece of the measuring instrument.

Emplacement of the conformity mark is followed by § 15 of the Governmental ordinance.

## 9.2 Sealing of the measuring instrument

Woltman water meter shall be before the conformity assessment according to the Annex No. 2 (Module D or F) of the Governmental ordinance sealed by following sealing marks:

Connection of counter shelter and water meter body shall be sealed by seal used for security measures (lead or plastic seal) (Picture No. 2)



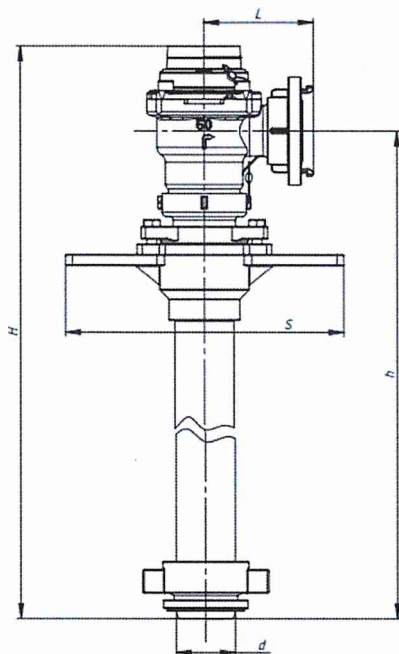
Picture No. 3 Emplacement of seal used for security measures

## 10 Requirements for installation, especially conditions of using

### 10.1 Installation data

Nominal diameter	DN50	DN65
Height – H [mm]	934	954
Length – S [mm]	330	330
Construction height – h [mm]	807	801,3
Construction length - L [mm]	130	130
Diameter – d [mm]	65	65
Weight [kg]	10	10,3





Picture No. 4 Installation dimensions

## 10.2 Installation requirements

Woltman water meter should be introduced into the operation by a qualified for such activity worker with a certificate. Water meter is possible to put into use after a construction in line with this annex and in line with a manufacturer's instruction "Instruction of installation and conditions of use of water meters". A measuring instrument should be installed in direction of water flow arrow marked on the meter body.

## 10.3 Conditions of use

The measuring instrument should be used within the recommendations of a producer or manufacturer: "Instruction of installation and conditions of use of threaded water meters".

Assessment done by: Maryna Tokarieva



\*\*\*

